

# Contents

## Unit 1 3

Body

SiWork 17

SiCan 21

SiSkill 23

SiValue 30



## Unit 2 32

Toys

SiWork 46

SiCan 50

SiSkill 52

SiValue 59



## Unit 3 61

Clothes

SiWork 76


SiCan 79

SiSkill 81

SiValue 88



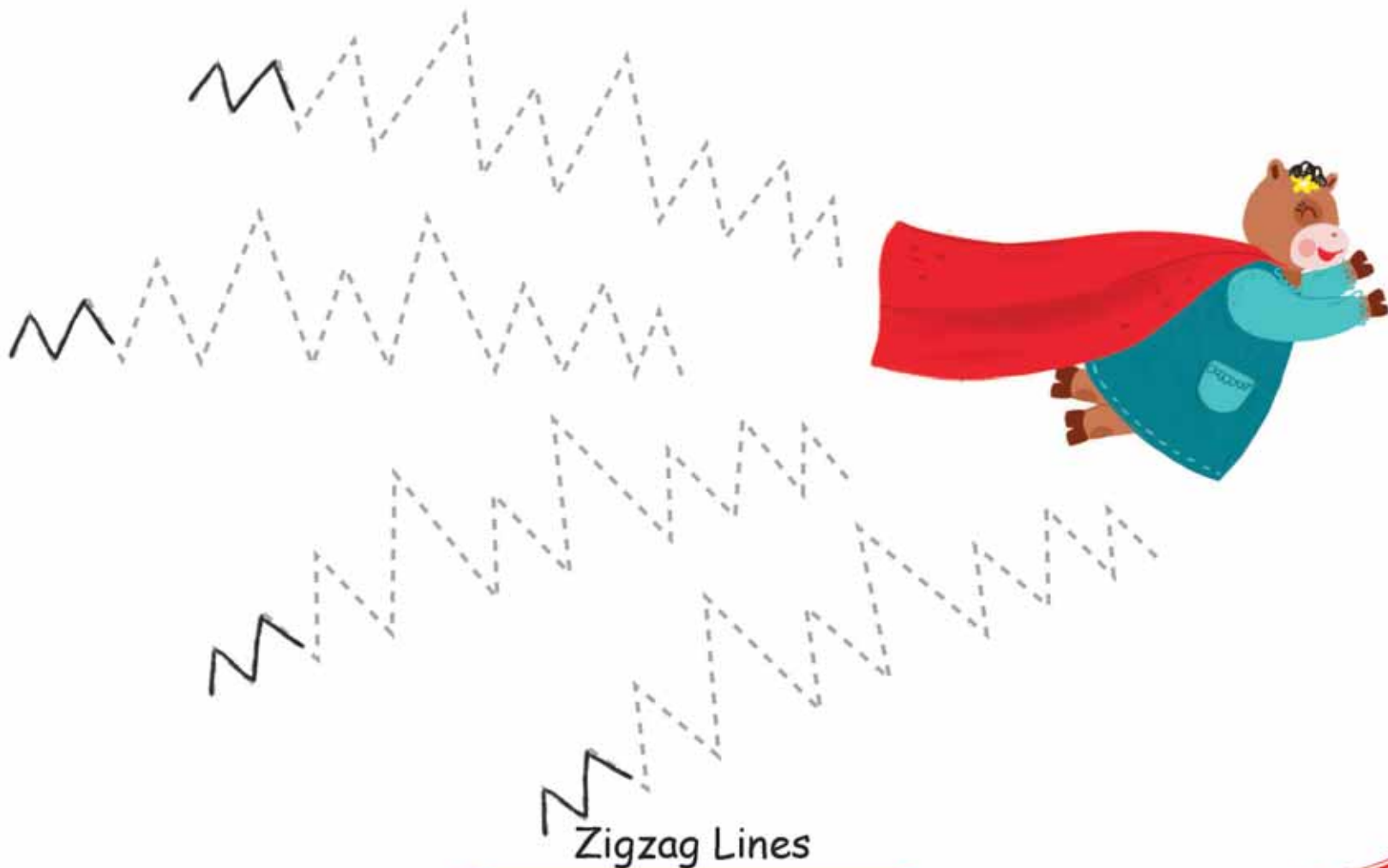
Finger-paint 🖐️ the zigzag lines . Use the given colours.



## Zigzag Lines

Objective: Draw zigzag lines



Trace  the zigzag lines  on Peter's back.



Objective: Draw zigzag lines



Finger-paint  the curved lines  red .



Curved Lines (  shape)

Objective: Draw curved lines

Trace  the curved lines  Peter  makes with his jump rope.

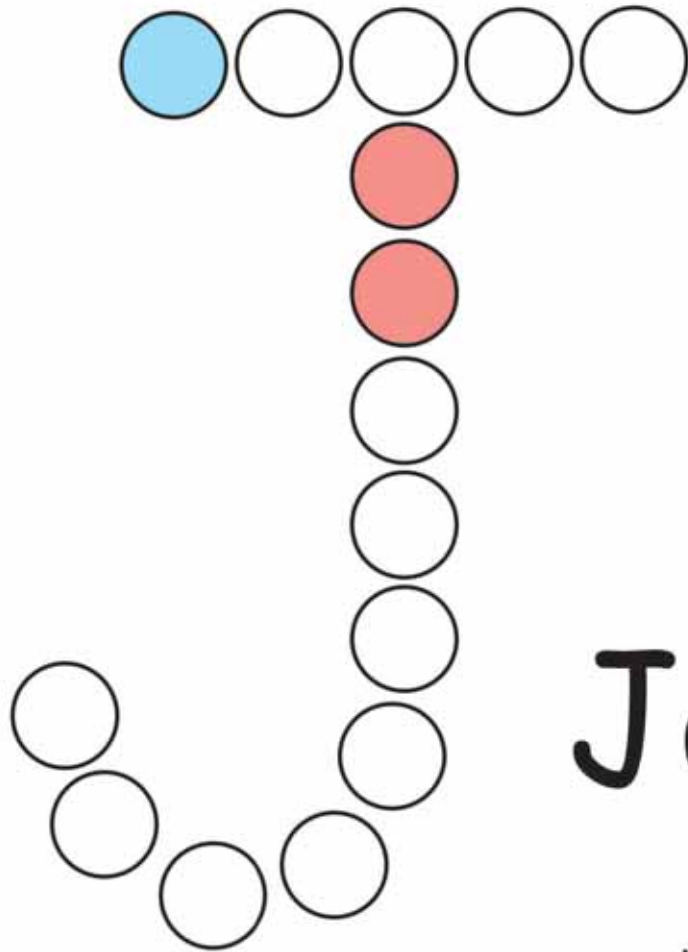


Curved Lines (  shape)

Objective: Draw curved lines



Finger-paint  the circles red  to make the letter J.



# Jacket



Letters

Objective: Identify the letter J

Colour 🐾 the picture that have the **J** sound.



Trace 🐾 the letter **J**.



### Letters

Objective: Identify the letter J and its sound  
Trace the capital letter J





Si  
Value



## Cooperation



Al-Ma'idah-2



## Introduction



Track 1

## Unit 1



Track 28  
Page 3



Track 29  
Page 4



Track 30  
Page 5



Track 31  
Page 5

## Unit 2



Track 38  
Page 32



Track 39  
Page 33



Track 40  
Page 34



Track 41  
Page 34



Track 42  
Page 35



Track 43  
Page 36



Track 44  
Page 47



Track 45  
Page 49

## Unit 3



Track 52  
Page 64



Track 53  
Page 64



Track 54  
Page 65



Track 55  
Page 76



Track 56  
Page 77